

Z-Bar 2040 IP

User Manual



This manual contains important information.
Please read before operating fixture.

1 SECURITY TIPS

WARNING!!! To reduce the risk of fire, electric shock, or injury to persons, follow these important safety instructions:

- non-professionals, not to disassemble the light arbitrarily and lighting accessories inside.
- rated voltage range: AC110V-120V/60Hz or AC200V-240V / 50HZ (to be selected).
- not beam irradiate the flammable materials, flammable materials and the lamp should be maintained at least 1M over the distance.
- lamps used in ambient temperature: -15 °C -40 °C , the highest temperature of the surface of the lamp: 60 °C .
- to keep away from the liquid substance and humid environment.
- before using the lights must ensure the good grounding, can not install charging and remove any parts.
- the installation of lamps, must be fixed screw fasteners with additional security cable and regular inspection.
- lamps consecutive working hours is not recommended more than 10 hours.
- should stop using the lights in time when happens unusual conditions during the process
- lamp parts of the rotation, external accessories and paste parts should be regular inspected, such as the emergence of loose and rock, should be reinforced in a timely manner to prevent the accident.
- lamps adopt strong winds to refrigerate, it is easy to accumulate the dust, so you have to clean it weekly especially the cooling air opening, otherwise the dust will plug leading to poor light

2 TECHNOLOGY REFERENCE

Input voltage range: 100-240 V, 50/60 Hz

Power consumption: 650W

LED Source: 20x 40W RGBW LED multichip

Zoom: 3°- 60°

Channel: 20CH/34CH/35CH/48CH/49CH/88CH/89CH

Control mode: DMX512,Master-slave,Sound,Auto

LED life expectancy: min. 20.000 hours

Dimmer: 0-100% liner dimmer

Strobe: Max 20Hz

Color mixing mode RGBW

Individual control of each RGBW pixel

Variable CTO: 2.700K - 8.000K

Motorized zoom

Feature: LED point control,two zoom zone control,beam and wash effect

Tilt movement: 205°

16 bit movement resolution

Display: LCD display

Power in/out connector: IP Power CON in/out

DMX in/out: 3-pin/5-pin XLR

Product size:111x12x35cm

N. W.:25.5KG

Packing size:120x20x45cm

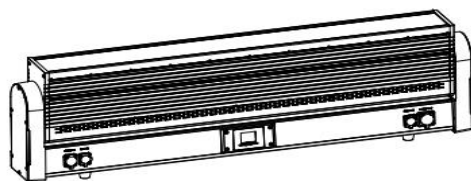
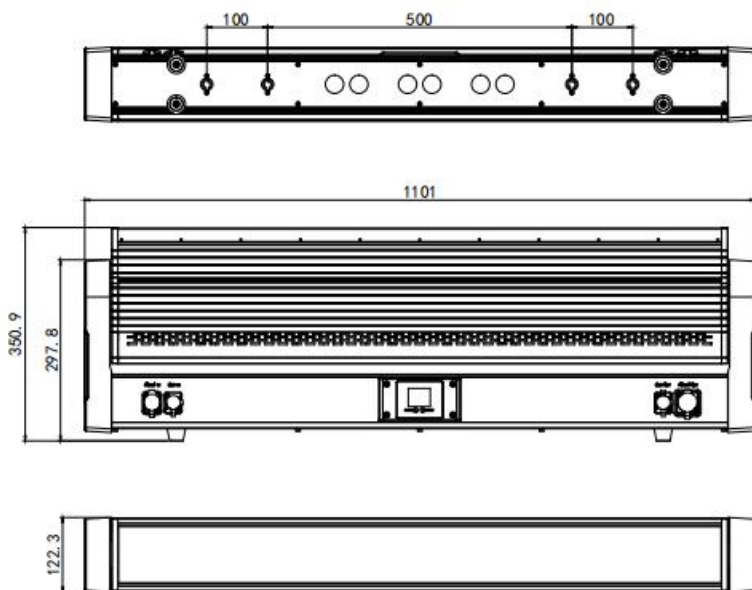
MIN ZOOM-3° Beam Diameter

Distance(m)	1m	3m	5m
Intensity(lux)	lux	lux	lux
R	7362	2671	1306
G	20740	7420	4058
B	12760	6530	3290
W	25400	9310	4784
R+G+B+W	46000	15310	8540

MAX ZOOM-60° Beam Diameter

Distance(m)	1m	3m	5m
Intensity(lux)	lux	lux	lux
R	1806	333	149
G	4432	963	376
B	3930	622	173
W	5765	1204	485
R+G+B+W	9450	2060	815

Product Dimensions(mm):



3 BOARD INSTRUCTION

ADDRESS	001-512	
RESET	Yes	
	No	
MANUAL	ZOOM1	0-255
	ZOOM2	0-255
	Tilt	0-255
	Strobe	0-20
	White	0-255
	Blue	0-255
	Green	0-255
	Red	0-255
INFO	Version	V1.12
SET	English	YES
		NO
	Slave	YES
		NO
	Signal Keep	YES
		NO
	Display	YES
		NO
TEST	ALL	
DMX MODE	35/20/34/89/88/49/48CH	
RUN	AUTO	
	DMX512	
	SOUND	

4 DMX CHANNEL SHEET

4.1 Normal mode 34CH

Channel	function	valua	DMX
1-Tilt-high	Tilt coarse	0-210°	0-255
2-Tilt-low	Tilt fine		0-255
3-Zoom	Wide(flood)-narrow	60-3°	0-255
4-CTO	NO CTO Continuous-color-temperature correction	Applicable for all color	0-7 8-255
5-Set-1 color(fixed)	No color Color 01-Red Color 02-Amber Color 03-warm white Color 04-yellow Color 05- light green Color 06-light blue Color 07-rose red Color 08-blue Color 09-pink Color 10-warm white Color 11-magenta Color 12-white No function Red No function	Dark to bright	0-7 8-14 15-21 22-28 29-35 36-42 43-49 50-57 58-63 64-70 71-77 78-91 92-98 99-105 106-126 127-255
6-Set 1 red	Mixing system R	0-100%	0-255

7-Set 1 green	Mixing system G	0-100%	0-255
8-Set 1 blue	Mixing system B	0-100%	0-255
9-Set 1 white	Mixing system W	0-100%	0-255
10-Set 1 intensity	intensity	0-100%	0-255
11-Shutter	Shutter closed		0-15
	Shutter pulse random	Slow-fast	16-47
	Fade on,snap off	Slow-fast	48-79
	Snap on,fade off	Slow-fast	80-111
	Fade on,fade off	Slow-fast	112-143
	Strobe random	5s-0.1s	144-199
	Strobe effect	1HZ-10HZ	200-239
	slow-fast		
	Shutter closed		240-255
12 intensity	intensity	0-100%	0-255
13 special		Reset	252-255
14 set 2 color	Value see channel 5
15 set 2 R	Mixing system R	0-100%	0-255
16 set 2 G	Mixing system G	0-100%	0-255
17 set 2 B	Mixing system B	0-100%	0-255
18 set 2 W	Mixing system W	0-100%	0-255

19 Set 2 intensity	intensity	0-100%	0-255
20 set 3 color	Value see channel 5
21 set 3 R	Mixing system R	0-100%	0-255
22 set 3 G	Mixing system G	0-100%	0-255
23 set 3 B	Mixing system B	0-100%	0-255
24 set 3 W	Mixing system W	0-100%	0-255
25 Set 3 intensity	intensity	0-100%	0-255
26 crossfade	blank		0-255
27 star effect	blank		0-255
28 set 1 pattern select	effect		0-255
29 set 1 pattern movement	speed		0-255
30 set 2 pattern select	blank		0-255
31 set 2 pattern Move	blank		0-255
32 pixel select 1-8	blank		0-255
33 pixel select 9-16	blank		0-255

34 pixel select 17-20	blank		0-255
--------------------------	-------	--	-------

4.2 Compressed mode 20CH

Channel	function	value	DMX
1-None	reserved		-
2-None	reserved		-
3-Tilt-high	Tilt coarse	0-210°	0-255
4-Tilt-low	Tilt fine		0-255
5-Set-1 color(fixed)	No color Color 01-Red Color 02-Amber Color 03-warm white Color 04-yellow Color 05- light green Color 06-light blue Color 07-rose red Color 08-blue Color 09-pink Color 10-warm white Color 11-magenta Color 12-white No function Red No function		0-7 8-14 15-21 22-28 29-35 36-42 43-49 50-57 58-63 64-70 71-77 78-91 92-98 99-105 106-126 127-255

6-Set 1 red	Mixing system R	0-100%	0-255
7-Set 1 green	Mixing system G	0-100%	0-255
8-Set 1 blue	Mixing system B	0-100%	0-255
9-Set 1 white	Mixing system W	0-100%	0-255
10-Shutter	Shutter closed Shutter pulse random Fade on,snap off Snap on,fade off Fade on,fade off Strobe random Strobe effect slow-fast Shutter closed	Slow-fast Slow-fast Slow-fast Slow-fast 5s-0.1s 1HZ-10HZ	0-15 16-47 48-79 80-111 112-143 144-199 200-239 240-255
11 intensity	intensity	0-100%	0-255
12 CTO	NO CTO Continuous-color-temperature correction	... Applicable for all color	0-7 8-255
13 -special		reset	252-255
14-background color			0-255
15-Background dimmer			0-255

16 Zoom	Wide-narrow	60-3°	0-255
17 -auto			0-255
18 -Speed			0-255
19 -reserved			-
20 -reserved			-

4.3 High resolution mode 35CH

Channel	function	valua	DMX
1-Tilt-high	Tilt coarse	0-210°	0-255
2-Tilt-low	Tilt fine		0-255
3-Zoom	Wide(flood)-narrow	50-7°	0-255
4-CTO	NO CTO Continuous-color-temperature correction	Applicable for all color	0-7 8-255
5-Set-1 color(fixed)	No color Color 01-Red Color 02-Amber Color 03-warm white Color 04-yellow Color 05- light green Color 06-light blue		0-7 8-14 15-21 22-28 29-35 36-42 43-49

	Color 07-rose red Color 08-blue Color 09-pink Color 10-warm white Color 11-magenta Color 12-white No function Red No function	Dark to bright	50-57 58-63 64-70 71-77 78-91 92-98 99-105 106-126 127-255
6-Set 1 red	Mixing system R	0-100%	0-255
7-Set 1 green	Mixing system G	0-100%	0-255
8-Set 1 blue	Mixing system B	0-100%	0-255
9-Set 1 white	Mixing system W	0-100%	0-255
10-Set 1 intensity	intensity	0-100%	0-255
11-Shutter	Shutter closed Shutter pulse random Fade on,snap off Snap on,fade off Fade on,fade off Strobe random Strobe effect slow-fast Shutter closed	Slow-fast Slow-fast Slow-fast Slow-fast 5s-0.1s 1HZ-10HZ	0-15 16-47 48-79 80-111 112-143 144-199 200-239 240-255
12 intensity-high	Intensity-coarse	0-100%	0-255

13 intensity-low	Intensity-low	-	0-255
14 special		reset	252-255
15 set 2 color	Values see channel 5	-	-
16 set 2 R	Mixing system R	0-100%	0-255
17 set 2 G	Mixing system G	0-100%	0-255
18 set 2 B	Mixing system B	0-100%	0-255
19 set 2 W	Mixing system W	0-100%	0-255
20 set 2 intensity	intensity	0-100%	0-255
21 set 3 color	Values see channel 5	-	-
22 set 3 R	Mixing system R	0-100%	0-255
23 set 3 G	Mixing system G	0-100%	0-255
24 set 3 B	Mixing system B	0-100%	0-255
25 set 3 W	Mixing system W	0-100%	0-255
26 Set 3 intensity	intensity	0-100%	0-255
27 crossfade	blank		0-255

28 star effect	blank		0-255
29 set 1 pattern select	speed		0-255
30 set 1 pattern movement	blank		0-255
31 set 2 pattern select	blank		0-255
32 set 2 pattern movement	blank		0-255
33 pixel select 1-8	blank		0-255
34 pixel select 9-16	blank		0-255
35 pixel select 17-20	blank		0-255

4.4 Dual pixel mode 48CH

Channel	function	valua	DMX
1-Tilt-high	Tilt coarse	0-210°	0-255
2-Tilt-low	Tilt fine		0-255
3-Shutter	Shutter closed Shutter pulse random	Slow-fast	0-15 16-47

	Fade on,snap off Snap on,fade off Fade on,fade off Strobe random Strobe effect slow-fast Shutter closed	Slow-fast Slow-fast Slow-fast 5s-0.1s 1HZ-10HZ	48-79 80-111 112-143 144-199 200-239 240-255
4-intensity	intensity	0-100%	0-255
5-CTO	NO CTO Continuous-color-temperature correction	Applicable for all color	0-7 8-255
6-special		reset	252-255
7-crossfade	blank		0-255
8-Zoom	Wide(flood)-narrow(spot)	50-7°	0-255
9-Set 1&2 R	Mixing system R	0-100%	0-255
10-Set 1&2 G	Mixing system B	0-100%	0-255
11 -Set 1&2 B	Mixing system B	0-100%	0-255
12 -Set 1&2 W	Mixing system W	0-100%	0-255
13 Set 3&4 R	Mixing system R	0-100%	0-255
14 Set 3&4 G	Mixing system G	0-100%	0-255
15 Set 3&4 B	Mixing system B	0-100%	0-255

16 Set 3&4 W	Mixing system W	0-100%	0-255
17 Set 5&6 R	Mixing system R	0-100%	0-255
18 Set 5&6 G	Mixing system G	0-100%	0-255
19 Set 5&6 B	Mixing system B	0-100%	0-255
20 Set 5&6 W	Mixing system W	0-100%	0-255
21 Set 7&8 R	Mixing system R	0-100%	0-255
22 Set 7&8 G	Mixing system G	0-100%	0-255
23 Set 7&8 B	Mixing system B	0-100%	0-255
24 Set 7&8 W	Mixing system W	0-100%	0-255
25 Set 9&10 R	Mixing system R	0-100%	0-255
26 Set 9&10 G	Mixing system G	0-100%	0-255
27 Set 9&10 B	Mixing system B	0-100%	0-255
28 Set 9&10 W	Mixing system W	0-100%	0-255
29 Set 11&12 R	Mixing system R	0-100%	0-255
30 Set 11&12 G	Mixing system G	0-100%	0-255

31 11&12	Set B	Mixing system B	0-100%	0-255
32 11&12	Set W	Mixing system W	0-100%	0-255
33	Set 13&14 R	Mixing system R	0-100%	0-255
34	Set 13&14 G	Mixing system G	0-100%	0-255
35	Set 13&14 B	Mixing system B	0-100%	0-255
36	Set 13&14 W	Mixing system W	0-100%	0-255
37	Set 15&16 R	Mixing system R	0-100%	0-255
38	Set 15&16 G	Mixing system G	0-100%	0-255
39	Set 15&16 B	Mixing system B	0-100%	0-255
40	Set 15&16 W	Mixing system W	0-100%	0-255
41	Set 17&18 R	Mixing system R	0-100%	0-255
42	Set 17&18 G	Mixing system G	0-100%	0-255
43	Set 17&18 B	Mixing system B	0-100%	0-255
44	Set 17&18 W	Mixing system W	0-100%	0-255
45	Set 19&20 R	Mixing system R	0-100%	0-255

46 Set 19&20 G	Mixing system G	0-100%	0-255
47 Set 19&20 B	Mixing system B	0-100%	0-255
48 Set 19&20 W	Mixing system W	0-100%	0-255

4.5 Dual pixel high resolution mode 49CH

Channel	function	valua	DMX
1-Tilt-high	Tilt coarse	0-210°	0-255
2-Tilt-low	Tilt fine		0-255
3-Shutter	Shutter closed		0-15
	Shutter pulse random	Slow-fast	16-47
	Fade on,snap off	Slow-fast	48-79
	Snap on,fade off	Slow-fast	80-111
	Fade on,fade off	Slow-fast	112-143
	Strobe random	5s-0.1s	144-199
	Strobe effect	1HZ-10HZ	200-239
	slow-fast		
	Shutter closed		240-255
4-intensity-high	Intensity-coarse	0-100%	0-255
5-intensity-low	Intensity-fine	-	0-255
6-CTO	NO CTO		0-7
	Continuous-color-temperature correction	Applicable for all color	8-255

7-special		reset	252-255
8-crossfade	blank		0-255
9-Zoom	Wide(flood)-narrow(spot)	60-3°	0-255
10-Set 1&2 R	Mixing system R	0-100%	0-255
11-Set 1&2 G	Mixing system B	0-100%	0-255
12 -Set 1&2 B	Mixing system B	0-100%	0-255
13 -Set 1&2 W	Mixing system W	0-100%	0-255
14 Set 3&4 R	Mixing system R	0-100%	0-255
15 Set 3&4 G	Mixing system G	0-100%	0-255
16 Set 3&4 B	Mixing system B	0-100%	0-255
17 Set 3&4 W	Mixing system W	0-100%	0-255
18 Set 5&6 R	Mixing system R	0-100%	0-255
19 Set 5&6 G	Mixing system G	0-100%	0-255
20 Set 5&6 B	Mixing system B	0-100%	0-255
21 Set 5&6 W	Mixing system W	0-100%	0-255

22 Set 7&8 R	Mixing system R	0-100%	0-255
23 Set 7&8 G	Mixing system G	0-100%	0-255
24 Set 7&8 B	Mixing system B	0-100%	0-255
25 Set 7&8 W	Mixing system W	0-100%	0-255
26 Set 9&10 R	Mixing system R	0-100%	0-255
27 Set 9&10 G	Mixing system G	0-100%	0-255
28 Set 9&10 B	Mixing system B	0-100%	0-255
29 Set 9&10 W	Mixing system W	0-100%	0-255
30 Set 11&12 R	Mixing system R	0-100%	0-255
31 Set 11&12 G	Mixing system G	0-100%	0-255
32 Set 11&12 B	Mixing system B	0-100%	0-255
33 Set 11&12 W	Mixing system W	0-100%	0-255
34 Set 13&14 R	Mixing system R	0-100%	0-255
35 Set 13&14 G	Mixing system G	0-100%	0-255
36 Set 13&14 B	Mixing system B	0-100%	0-255

37 Set 13&14 W	Mixing system W	0-100%	0-255
38 Set 15&16 R	Mixing system R	0-100%	0-255
39 Set 15&16 G	Mixing system G	0-100%	0-255
40 Set 15&16 B	Mixing system B	0-100%	0-255
41 Set 15&16 W	Mixing system W	0-100%	0-255
42 Set 17&18 R	Mixing system R	0-100%	0-255
43 Set 17&18 G	Mixing system G	0-100%	0-255
44 Set 17&18 B	Mixing system B	0-100%	0-255
45 Set 17&18 W	Mixing system W	0-100%	0-255
46 Set 19&20 R	Mixing system R	0-100%	0-255
47 Set 19&20 G	Mixing system G	0-100%	0-255
48 Set 19&20 B	Mixing system B	0-100%	0-255
49 Set 19&20 W	Mixing system W	0-100%	0-255

4.6 Single pixel mode 88CH

Channel	function	valua	DMX
1-Tilt-high	Tilt coarse	0-210°	0-255
2-Tilt-low	Tilt fine		0-255
3-Shutter	Shutter closed		0-15
	Shutter pulse random	Slow-fast	16-47
	Fade on,snap off	Slow-fast	48-79
	Snap on,fade off	Slow-fast	80-111
	Fade on,fade off	Slow-fast	112-143
	Strobe random	5s-0.1s	144-199
	Strobe effect	1HZ-10HZ	200-239
	slow-fast		
	Shutter closed		240-255
4-intensity	Intensity	0-100%	0-255
5-CTO	NO CTO		0-7
	Continuous-color-temperature correction	Applicable for all color	8-255
6-special		reset	252-255
7-crossfade	blank		0-255
8-Zoom	Wide(flood)-narrow(spot)	60-3°	0-255
9-Set 1 R	Mixing system R	0-100%	0-255
10-Set 1 G	Mixing system B	0-100%	0-255

11 -Set 1 B	Mixing system B	0-100%	0-255
12 -Set 1 W	Mixing system W	0-100%	0-255
13 Set 2 R	Mixing system R	0-100%	0-255
14 Set 2 G	Mixing system G	0-100%	0-255
15 Set 2 B	Mixing system B	0-100%	0-255
16 Set 2 W	Mixing system W	0-100%	0-255
17 Set 3 R	Mixing system R	0-100%	0-255
18 Set 3 G	Mixing system G	0-100%	0-255
19 Set 3 B	Mixing system B	0-100%	0-255
20 Set 3 W	Mixing system W	0-100%	0-255
21 Set 4 R	Mixing system R	0-100%	0-255
22 Set 4 G	Mixing system G	0-100%	0-255
23 Set 4 B	Mixing system B	0-100%	0-255
24 Set 4 W	Mixing system W	0-100%	0-255
25 Set 5 R	Mixing system R	0-100%	0-255

26 Set 5 G	Mixing system G	0-100%	0-255
27 Set 5 B	Mixing system B	0-100%	0-255
28 Set 5 W	Mixing system W	0-100%	0-255
29 Set 6 R	Mixing system R	0-100%	0-255
30 Set 6 G	Mixing system G	0-100%	0-255
31 Set 6 B	Mixing system B	0-100%	0-255
32 Set 6 W	Mixing system W	0-100%	0-255
33 Set 7 R	Mixing system R	0-100%	0-255
34 Set 7 G	Mixing system G	0-100%	0-255
35 Set 7 B	Mixing system B	0-100%	0-255
36 Set 7 W	Mixing system W	0-100%	0-255
37 Set 8 R	Mixing system R	0-100%	0-255
38 Set 8 G	Mixing system G	0-100%	0-255
39 Set 8 B	Mixing system B	0-100%	0-255
40 Set 8 W	Mixing system W	0-100%	0-255

41 Set 9 R	Mixing system R	0-100%	0-255
42 Set 9 G	Mixing system G	0-100%	0-255
43 Set 9 B	Mixing system B	0-100%	0-255
44 Set 9 W	Mixing system W	0-100%	0-255
45 Set 10 R	Mixing system R	0-100%	0-255
46 Set 10 G	Mixing system G	0-100%	0-255
47 Set 10 B	Mixing system B	0-100%	0-255
48 Set 10 W	Mixing system W	0-100%	0-255
49 Set 11 R	Mixing system R	0-100%	0-255
50 Set 11 G	Mixing system G	0-100%	0-255
51 Set 11 B	Mixing system B	0-100%	0-255
52 Set 11 W	ixing system W	0-100%	0-255
53 Set 12 R	Mixing system R	0-100%	0-255
54 Set 12 G	Mixing system G	0-100%	0-255
55 Set 12 B	Mixing system B	0-100%	0-255

56 Set 12 W	Mixing system W	0-100%	0-255
57 Set 13 R	Mixing system R	0-100%	0-255
58 Set 13 G	Mixing system G	0-100%	0-255
59 Set 13 B	Mixing system B	0-100%	0-255
60 Set 13 W	Mixing system W	0-100%	0-255
61 Set 14 R	Mixing system R	0-100%	0-255
62 Set 14 G	Mixing system G	0-100%	0-255
63 Set 14 B	Mixing system B	0-100%	0-255
64 Set 14 W	Mixing system W	0-100%	0-255
65 Set 15 R	Mixing system R	0-100%	0-255
66 Set 15 G	Mixing system G	0-100%	0-255
67 Set 15 B	Mixing system B	0-100%	0-255
68 Set 15 W	Mixing system W	0-100%	0-255
69 Set 16 R	Mixing system R	0-100%	0-255
70 Set 16 G	Mixing system G	0-100%	0-255

71 Set 16 B	Mixing system B	0-100%	0-255
72 Set 16 W	Mixing system W	0-100%	0-255
73 Set 17 R	Mixing system R	0-100%	0-255
74 Set 17 G	Mixing system G	0-100%	0-255
75 Set 17 B	Mixing system B	0-100%	0-255
76 Set 17 W	Mixing system W	0-100%	0-255
77 Set 18 R	Mixing system R	0-100%	0-255
78 Set 18 G	Mixing system G	0-100%	0-255
79 Set 18 B	Mixing system B	0-100%	0-255
80 Set 18 W	Mixing system W	0-100%	0-255
81 Set 19 R	Mixing system R	0-100%	0-255
82 Set 19 G	Mixing system G	0-100%	0-255
83 Set 19 B	Mixing system B	0-100%	0-255
84 Set 19 W	Mixing system W	0-100%	0-255
85 Set 20 R	Mixing system R	0-100%	0-255

86 Set 20 G	Mixing system G	0-100%	0-255
87 Set 20 B	Mixing system B	0-100%	0-255
88 Set 20 W	Mixing system W	0-100%	0-255

4.7 Single pixel resolution mode 89CH

Channel	function	valua	DMX
1-Tilt-high	Tilt coarse	0-210°	0-255
2-Tilt-low	Tilt fine		0-255
3-Shutter	Shutter closed		0-15
	Shutter pulse random	Slow-fast	16-47
	Fade on,snap off	Slow-fast	48-79
	Snap on,fade off	Slow-fast	80-111
	Fade on,fade off	Slow-fast	112-143
	Strobe random	5s-0.1s	144-199
	Strobe effect	1HZ-10HZ	200-239
	slow-fast		
	Shutter closed		240-255
4-intensity-high	Intensity-coarse	0-100%	0-255
5-intensity-low	Intensity fine	-	0-255

6-CTO	NO CTO Continuous-color-temperature correction	Applicable for all color	0-7 8-255
7-special		reset	252-255
8-crossfade	blank		0-255
9-Zoom	Wide(flood)-narrow(spot)	50-7°	0-255
10-Set 1 R	Mixing system R	0-100%	0-255
11-Set 1 G	Mixing system B	0-100%	0-255
12-Set 1 B	Mixing system B	0-100%	0-255
13 -Set 1 W	Mixing system W	0-100%	0-255
14 Set 2 R	Mixing system R	0-100%	0-255
15 Set 2 G	Mixing system G	0-100%	0-255
16 Set 2 B	Mixing system B	0-100%	0-255
17 Set 2 W	Mixing system W	0-100%	0-255
18 Set 3 R	Mixing system R	0-100%	0-255
19 Set 3 G	Mixing system G	0-100%	0-255
20 Set 3 B	Mixing system B	0-100%	0-255

21 Set 3 W	Mixing system W	0-100%	0-255
22 Set 4 R	Mixing system R	0-100%	0-255
23 Set 4 G	Mixing system G	0-100%	0-255
24 Set 4 B	Mixing system B	0-100%	0-255
25 Set 4 W	Mixing system W	0-100%	0-255
26 Set 5 R	Mixing system R	0-100%	0-255
27 Set 5 G	Mixing system G	0-100%	0-255
28 Set 5 B	Mixing system B	0-100%	0-255
29 Set 5 W	Mixing system W	0-100%	0-255
30 Set 6 R	Mixing system R	0-100%	0-255
31 Set 6 G	Mixing system G	0-100%	0-255
32 Set 6 B	Mixing system B	0-100%	0-255
33 Set 6 W	Mixing system W	0-100%	0-255
34 Set 7 R	Mixing system R	0-100%	0-255
35 Set 7 G	Mixing system G	0-100%	0-255

36 Set 7 B	Mixing system B	0-100%	0-255
37 Set 7 W	Mixing system W	0-100%	0-255
38 Set 8 R	Mixing system R	0-100%	0-255
39 Set 8 G	Mixing system G	0-100%	0-255
40 Set 8 B	Mixing system B	0-100%	0-255
41 Set 8 W	Mixing system W	0-100%	0-255
42 Set 9 R	Mixing system R	0-100%	0-255
43 Set 9 G	Mixing system G	0-100%	0-255
44 Set 9 B	Mixing system B	0-100%	0-255
45 Set 9 W	Mixing system W	0-100%	0-255
46 Set 10 R	Mixing system R	0-100%	0-255
47 Set 10 G	Mixing system G	0-100%	0-255
48 Set 10 B	Mixing system B	0-100%	0-255
49 Set 10 W	Mixing system W	0-100%	0-255
50 Set 11 R	Mixing system R	0-100%	0-255

51 Set 11 G	Mixing system G	0-100%	0-255
52 Set 11 B	Mixing system B	0-100%	0-255
53 Set 11 W	Mixing system W	0-100%	0-255
54 Set 12 R	Mixing system R	0-100%	0-255
55 Set 12 G	Mixing system G	0-100%	0-255
56 Set 12 B	Mixing system B	0-100%	0-255
57 Set 12 W	Mixing system W	0-100%	0-255
58 Set 13 R	Mixing system R	0-100%	0-255
59 Set 13 G	Mixing system G	0-100%	0-255
60 Set 13 B	Mixing system B	0-100%	0-255
61 Set 13 W	Mixing system W	0-100%	0-255
62 Set 14 R	Mixing system R	0-100%	0-255
63 Set 14 G	Mixing system G	0-100%	0-255
64 Set 14 B	Mixing system B	0-100%	0-255
65 Set 14 W	Mixing system W	0-100%	0-255

66 Set 15 R	Mixing system R	0-100%	0-255
67 Set 15 G	Mixing system G	0-100%	0-255
68 Set 15 B	Mixing system B	0-100%	0-255
69 Set 15 W	Mixing system W	0-100%	0-255
70 Set 16 R	Mixing system R	0-100%	0-255
71 Set 16 G	Mixing system G	0-100%	0-255
72 Set 16 B	Mixing system B	0-100%	0-255
73 Set 16 W	Mixing system W	0-100%	0-255
74 Set 17 R	Mixing system R	0-100%	0-255
75 Set 17 G	Mixing system G	0-100%	0-255
76 Set 17 B	Mixing system B	0-100%	0-255
77 Set 17 W	Mixing system W	0-100%	0-255
78 Set 18 R	Mixing system R	0-100%	0-255
79 Set 18 G	Mixing system G	0-100%	0-255
80 Set 18 B	Mixing system B	0-100%	0-255

81 Set 18 W	Mixing system W	0-100%	0-255
82 Set 19 R	Mixing system R	0-100%	0-255
83 Set 19 G	Mixing system G	0-100%	0-255
84 Set 19 B	Mixing system B	0-100%	0-255
85 Set 19 W	Mixing system W	0-100%	0-255
86 Set 20 R	Mixing system R	0-100%	0-255
87 Set 20 G	Mixing system G	0-100%	0-255
88 Set 20 B	Mixing system B	0-100%	0-255
89 Set 20 W	Mixing system W	0-100%	0-255

5 FIXED EQUIPMENT

Please fasten the fixture clamp before hanging. The clamp can be fasten by the little hole in the middle of the bracket, then tie with a safety belt. The loading capacity of the safety belt should be 10 times than the weight of the fixture itself.

6 CONNECTION OF DMX-512 AND CONNETION WITH THE LIGHT EQUIPMENT

Please connect XLR-XLR control wire with every light from the output of DMX.

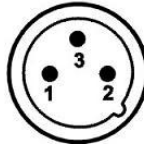
XLR connection :

DMX-OUTPUT



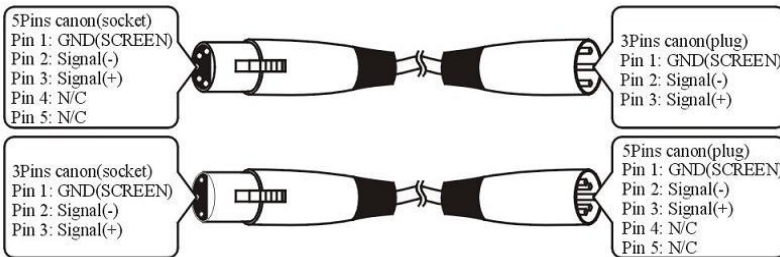
Pin 1: Screen
Pin 2: Signal -
Pin 3: Signal +

DMX-INPUT



Pin 1: Screen
Pin 2: Signal -
Pin 3: Signal +

ATTENTION: Please do remember to connect one circle circuit plug on the output signal of last equipment. And this circle circuit plug was connected a 120ohm resistance between terminals 2 and 3 of the CANON plug, connect this circle circuit plug can avoid the signal flash phenomena of signal DMX512 during the transmission.



7 Maintenance

Problems	Check list	Trouble Shooting
The fixture do not work	<ol style="list-style-type: none"> 1. If your power as same as the input of the machine. 2. If the fuse was broken. 	<ol style="list-style-type: none"> 1. Make sure the voltage. 2. Replace the same fuse.
LED dimmed	If your power us same as the input of the machine	Make sure the voltage input.

No DMX input	<ol style="list-style-type: none"> 1. If the polarity is opposed in the DMX controller. 2. If it is in DMX mode. 3. If there are 2 Master in a loop. 	<ol style="list-style-type: none"> 1. Correct the DMX polarity. 2. Change to the DMX mode. 3. Set one piece into Slave mode.
Par Light Set works abnormality	<ol style="list-style-type: none"> 1. Check if the serial is correct on the Par Light display 	<ol style="list-style-type: none"> 1. Set the right serial No on the single Par Light

8 AFTER SERVICE

1. Our company offer technical consultation to customers for ever.
2. If the machine is wrong and need repairmen, please truthfully fill in the related content and feedback us the problems timely, as well as we have to improve the product.
3. In addition to the lamp, also matching accessories are as follows:
accessories: Power line 1 piece **Optional parts:** (customers)



Warranty Card

Name	Model	Production	Purchase
------	-------	------------	----------

End User
Company Name:
Add:

Sale Store	
Link man:	Stamp
Tel:	

Description: These must be truthfully fill, seal by the end-user and point-of-sale, or else the warranty will not work (warranty period and terms, see the following)

warranty period: one year since purchase warranty terms: 1、 If fail when using the product in normal state, you can made under the provisions of the warranty, show the warranty card and purchase bills(copy), and enjoy free maintenance service in a specific service center or the manufacturer.

2. The following will be the implementation of paid service:

- (1)Without the effective warranty card
- (2)There's blank, alter and no point-of-sale name
- (3)Fail caused by unresistance
- (4)Fail caused by transportation or unloading
- (5)Fail caused by not operate by manual
- (6)Fail caused by disassemble without unauthorized
- (7)Fail caused by using the unauthorized control system

Note:

Based on our company continue to improve the product, the statement containing data may have changed, and will not notice the change any more. Company retains its right to change specifications related when product is improved. Thanks for your understanding.